

## Double-edged cubicle


Reference : Solid grade laminate in 10 or 13 mm









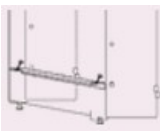



The double-edged cubicle has been developed especially for the hygienic places. Specific to the humid atmosphere, these cubicle are resistant. Its 2 doors locking system reflect its easy use. The privacy of the user is ensured.



## Grade laminate color chart



## Technical description of the double-edged cubicle:

| Parts                                | Pictures  | Features   |
|--------------------------------------|---|--|
| Doors, pilasters and side partitions |    | Manufactured in grade laminate (10 or 13 mm), soft completion. Adjusted to the humid atmosphere. M2 fire classification (M1 can be added in option)  |
| Doors, pilasters                     |   | Doors are covering pilasters once installed. Rounded edges. Pilasters are curved in the inferior part. No big corner.  |
| Side partitions                      |  | Freestanding side partitions using one panel. Maximum depth : 2,05 m for standard cubicles and 1.85 m for comfort cubicles. Beveled edges  |
| Frieze                               |  | Grey headrail, 50 mm x 30 mm, placed along pilasters and side partitions   |
| Brackets and angled brackets         |  | Hardware fittings (3 U brackets and 4 angled brackets) gray lacquered stainless steel.   |
| Adjustable feet                      |  | The nylon is reinforced by fiberglass. Resistant to the corrosion. Adjustable foot from 100 to 140 mm. Color: Grey.  |
| Bolting                              |  | Simultaneous bolting system of the 2 doors, thanks to a stainless steel bar (below the bench). The visible part is in gray nylon. Resistant to the corrosion. Free/busy knob<br>The screws are hidden.                           |
| Door knob                            |  | In nylon, color : gray, 1 single knob per door.  |
| Fastenings                           |  | Build in stainless steel, with an anti-breaking in system.   |
| Split hinge                          |  | Build in nylon, reinforced by fiberglass. Color:gray. Brass axle. The screws are hidden. With or without spring back system. Can be open to the right or to the left. Possibility to unhinge the doors. 2 split hinges per door. |