

Granit toilet cubicle, 10 mm

Reference : Solid grade laminate 10 mm



+ produit Completion

No visible fastenings



Resistant



Adapted to the humid atmosphere



Easy-care

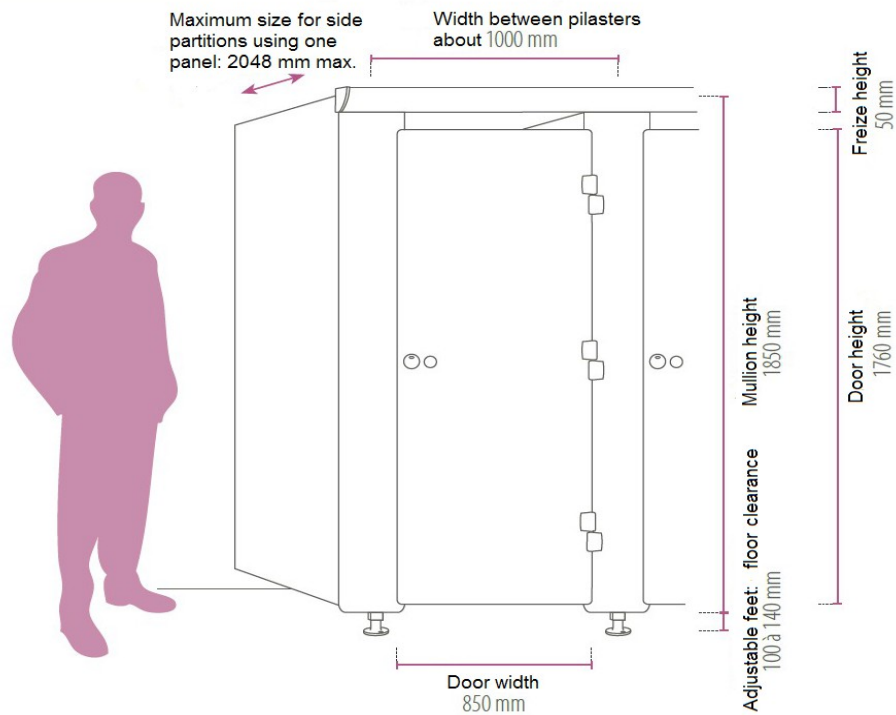


Rabbit doors in option



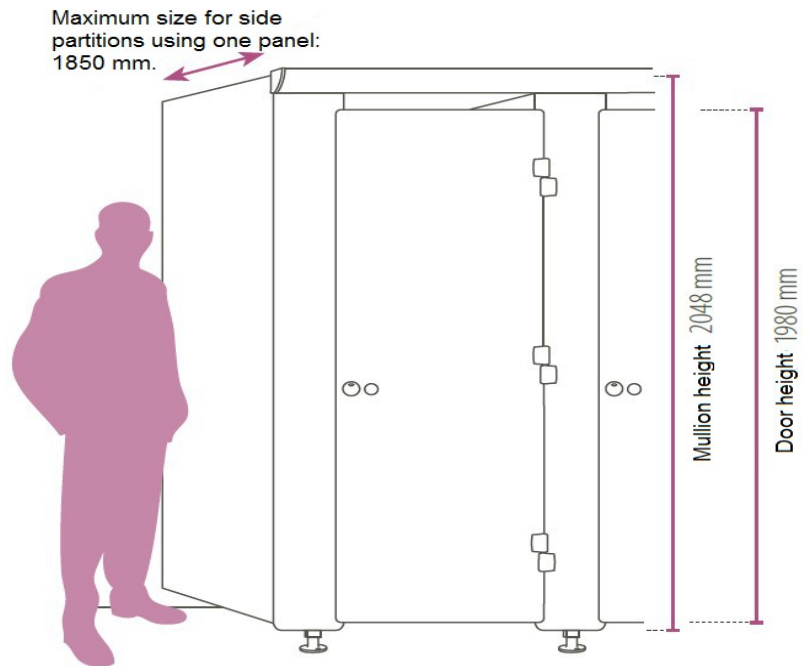
The Granit cubicle is characterized by its price quality ratio and also for its flexibility to the humid atmosphere. The grade laminate qualities allocate an easy-care solution.

Standard dimension

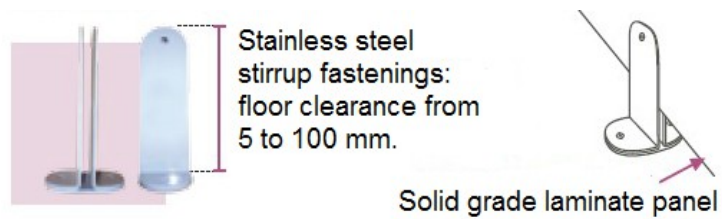


Comfort cubicle

- > Large height cubicle
- > 3 split hinge per doors








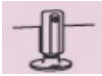



In option



Solid grade laminate color chart



Technical description of the Granit cubicle :

Parts	Pictures	Features
Doors, pilasters and side partitions		Manufactured in grade laminate (10 or 13 mm), soft completion. Adjusted to the humid atmosphere. M2 fire classification (M1 can be added in option)
Doors, pilasters		Doors are covering pilasters once installed. Rounded edges. Pilasters are curved in the inferior part. No big corner.
Side partitions		Freestanding side partitions using one panel. Maximum depth : 2,05 m for standard cubicles and 1.85 m for comfort cubicles. Beveled edges
Frieze		Grey headrail, 50 mm x 30 mm, placed along pilasters and side partitions
Brackets and angled brackets		Hardware fittings (3 U brackets and 4 angled brackets) gray lacquered stainless steel.
Adjustable feet		The nylon is reinforced by fiberglass. Resistant to the corrosion. Adjustable foot from 100 to 140 mm. Color: Grey.
Pivoting Bolt		In nylon, color: gray. Resistant to the corrosion. Free/busy knob. The screws are hidden. Other bolt in option.
Door knob		In nylon, color: gray, 1 single knob per door.
Split hinge		Build in nylon, reinforced by fiberglass. Color:gray. Brass axle. The screws are hidden. With or without spring back system. Can be open to the right or to the left. Possibility to unhinge the doors. 2 split hinges per door (standard cubicle), 3 split hinges per door (comfort cubicle)