

Urinal partitions

Reference : Solid Grade laminate in 10 mm



 **produit** **hygiene**

High
resistance



Adapted to
the humid
atmosphere



Easy-care



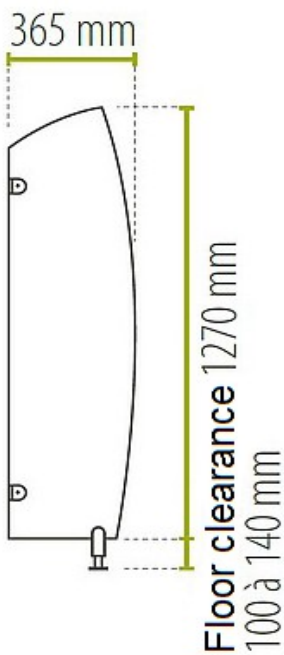
Optimal
price- quality
ratio



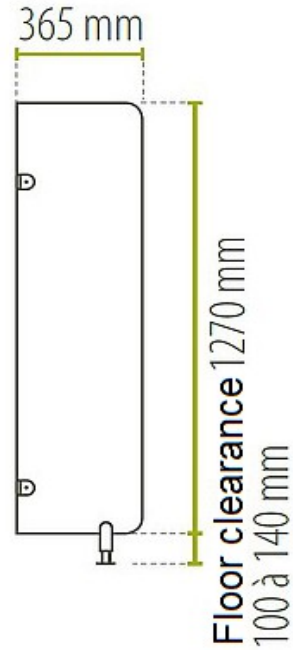
The urinal partitions are the perfect additional product the solid grade laminate toilet cubicle. The laminate urinal partitions are more economical than the earthenware products. It is also more hygienic and easier to clean. It is adapted to the humid atmosphere and are very resistant.

URINAL PARTITIONS WALL/FLOOR

WALL/FLOOR DESIGN

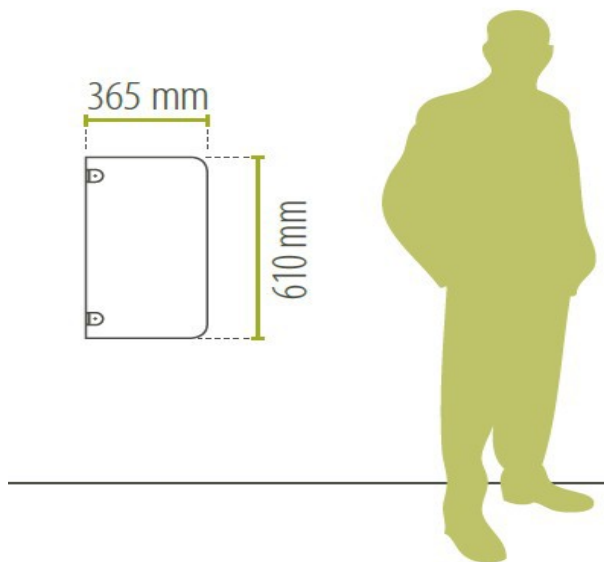




WALL/FLOOR STANDARD



Part	Pictures	Features
Edges and corners		Rounded edges.
Shelf bracket		Wall fixing thanks to 4 shelves bracket build in stainless steel, in gray varnished. Gathered by pairs, back-to-back for a better stability.
Adjustable feet		Floor fixing thanks to adjustable feet in fiberglass nylon. Color: gray. Adjustable from 100 to 140 mm.
Fastenings		Floor fixing in stainless steel, tamper-proof.

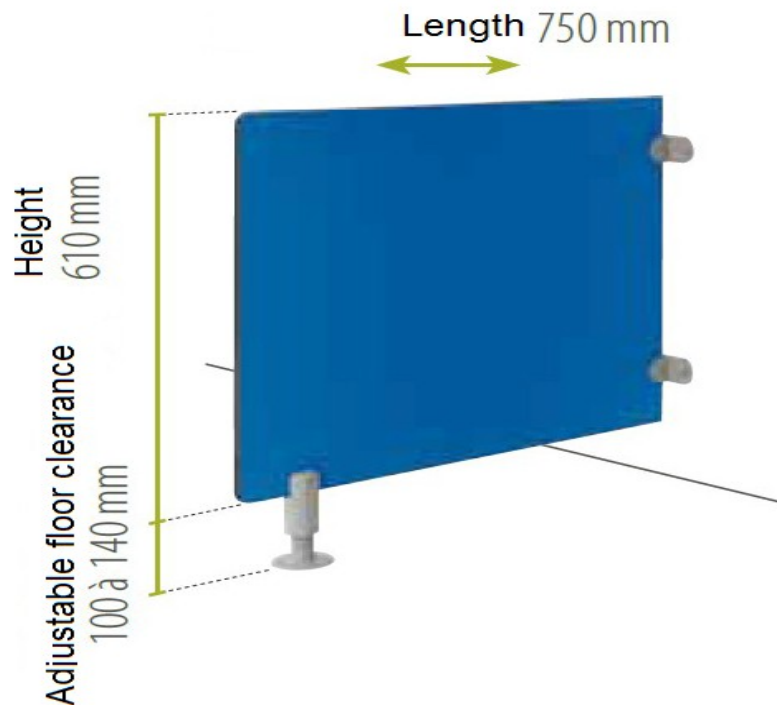
WALL URINAL PARTITION






Part	Pictures	Features
Edges and corners		Superior and inferior rounded corners.
Shelf bracket		Wall fixing: 4 gray stainless steel shelf bracket. Gathered by pairs, back-to-back for a better stability.

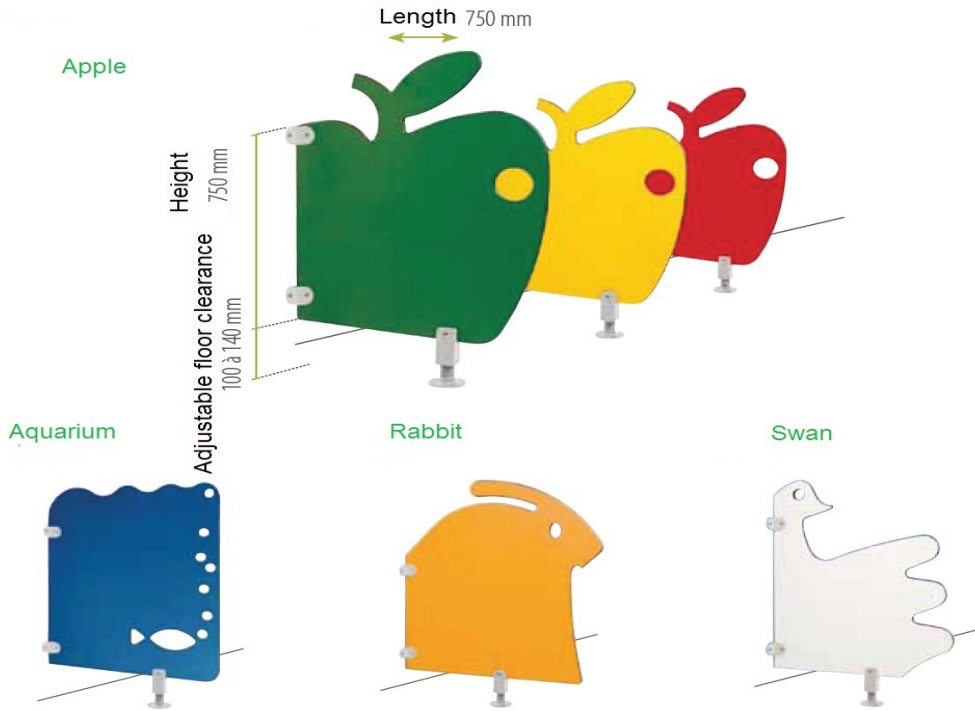
KINDERGARTEN URINAL PARTITIONS

WALL/FLOOR



Parts	Pictures	Features
Edges and corners		Rounded edges.
Shelf bracket		Wall fixing thanks to 4 shelves bracket build in stainless steel, in gray varnished. Gathered by pairs, back-to-back for a better stability.
Adjustable feet		Floor fixing in nylon with fiberglass, tamper-proof.

DESIGN KINDERGARTEN



SOLID GRADE LAMINATE COLOR CHART

