
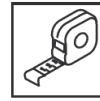


## WALL PANEL SYSTEMS

Reference: Solid grade laminate 10 mm



On studies only



Easy-care



High resistance



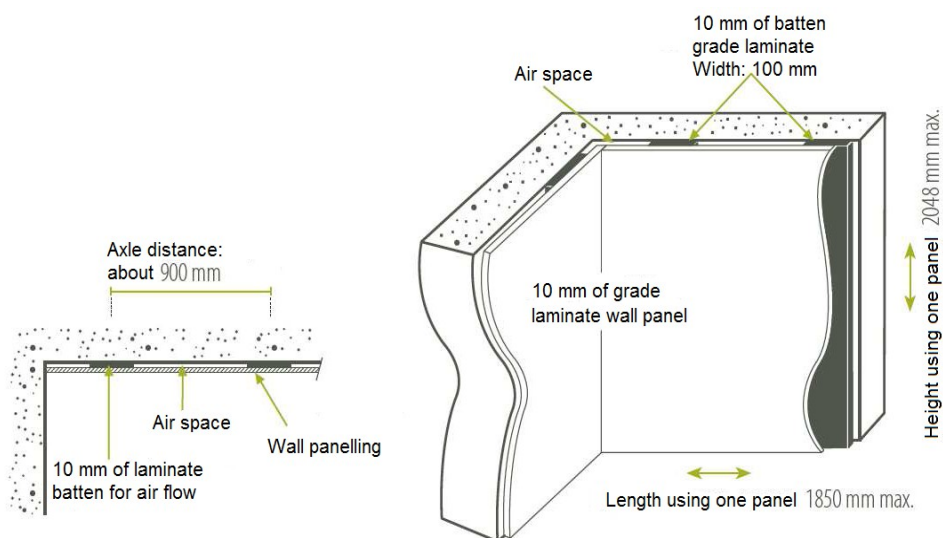
Optimal quality/price ratio



In a rehabilitation project for sanitary area, Suffixe propose you a wall paneling system in 10 mm of solid grade laminate.

> The laminate panels are stick on 10 mm of grade laminate batten which are screw on the wall.

> An air space between the panel and the wall is mandatory in order to avoid any bending.



1/2

## Solid grade laminate color chart

